



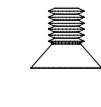
- A** belka łącząca x 1 szt | connecting beam x 1 pc



- B** klucz imbusowy x 1 szt | allen key x 1 pc



- C** śruba x 4 szt | screw x 4 pcs



- D** wkręt | sharp screw

EB 12-SD x 2 szt | x 2 pcs

EB 14-SD, EB 16-SD, EB 18-SD x 3 szt | x 3 pcs



potrzebne narzędzia | necessary tools



INSTRUKCJA MONTAŻU I ASSEMBLY INSTRUCTION

EB 12-SD, EB 14-SD, EB 16-SD, EB 18-SD


2020.07




EB 12-SD

EB 14-SD, EB 16-SD, EB 18-SD


1




1



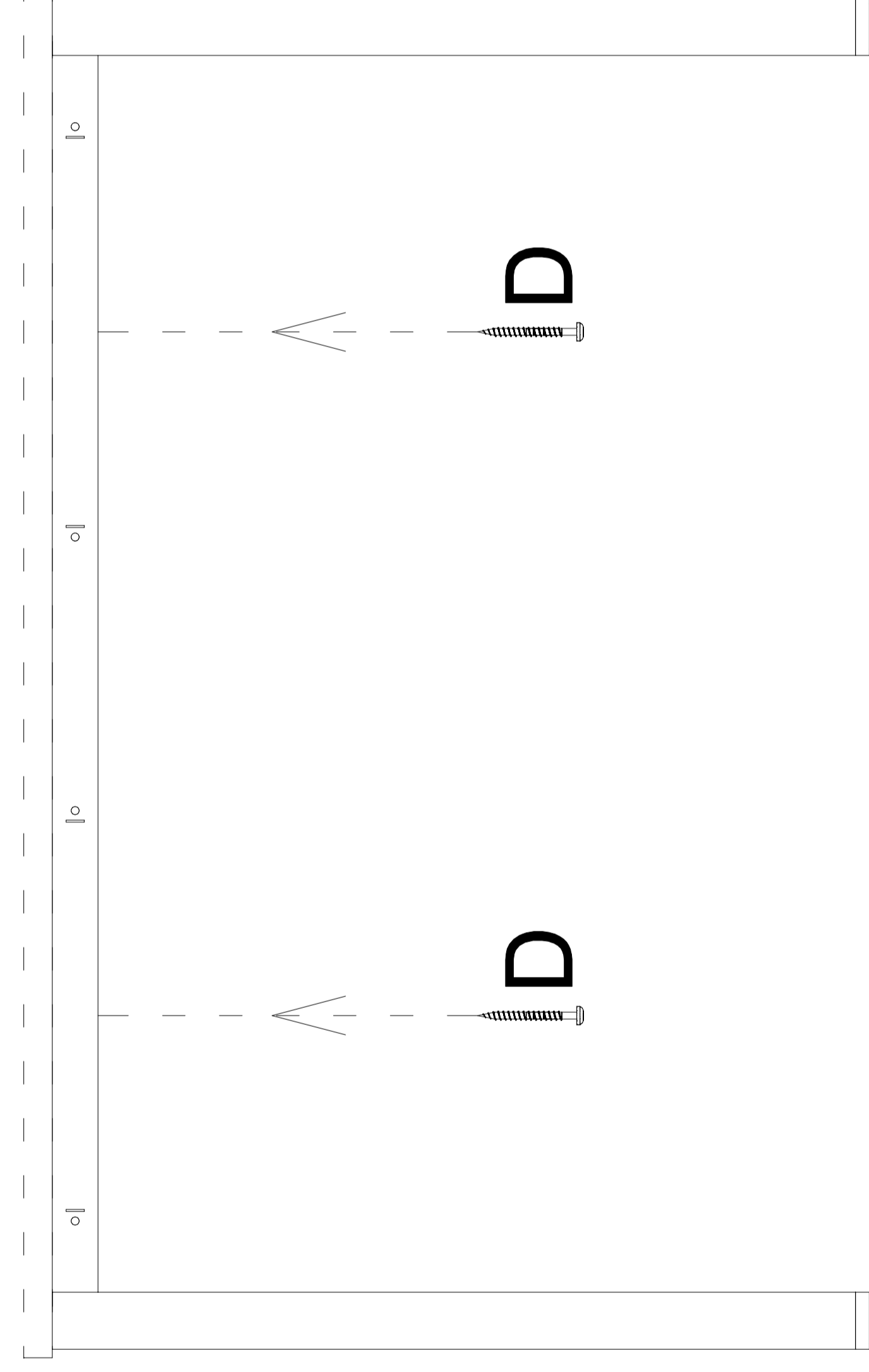
2



2



3



3

