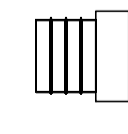


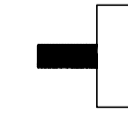
A rama stelaża x 2 szt | steel legs x 2 pcs




B wkładka x 4 szt | insert x 4 pcs



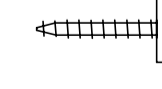
C regulator x 4 szt | adjustable feet x 4 pcs



D płytka x 4 szt | plate x 4 pcs



E wkręt x 8 szt | sharp screw x 8 pcs



potrzebne narzędzia | necessary tools




INSTRUKCJA MONTAŻU | ASSEMBLY INSTRUCTION

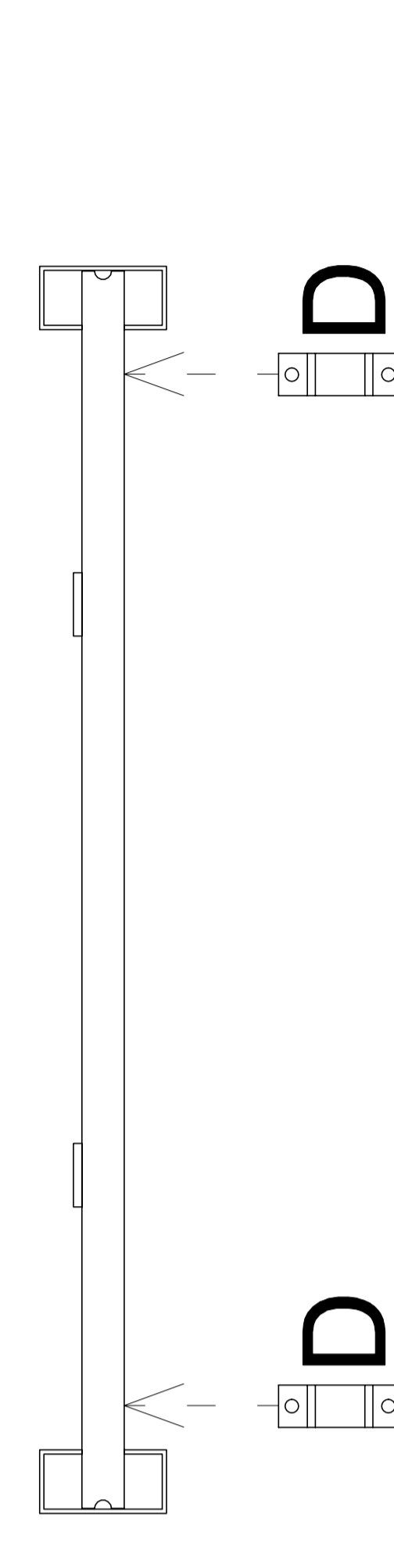
M 6306, M 6307, M 6308

2019.05

1



3



4

