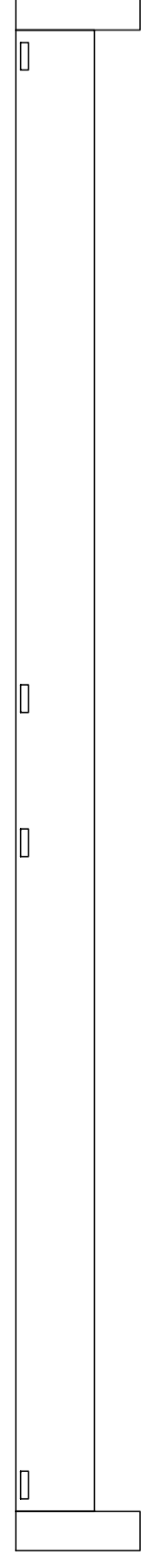


INSTRUKCJA MONTAŻU I ASSEMBLY INSTRUCTION

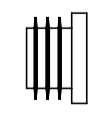
M 6312-K, M 6314-K, M 6316-K, M 6316-K

2019.05

A stelaż podpierający x 1 szt | supporting steel leg x 1 pc



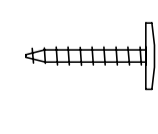
B zaślepka x 2 szt | end plug x 2 pcs



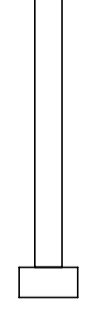
C płytka x 4 szt | plate x 4 pcs




D wkręt x 8 szt | sharp screw x 8 pcs



E śruba x 2 szt | screw x 2 pcs




F klucz imbusowy x 1 szt | allen key x 1 pc



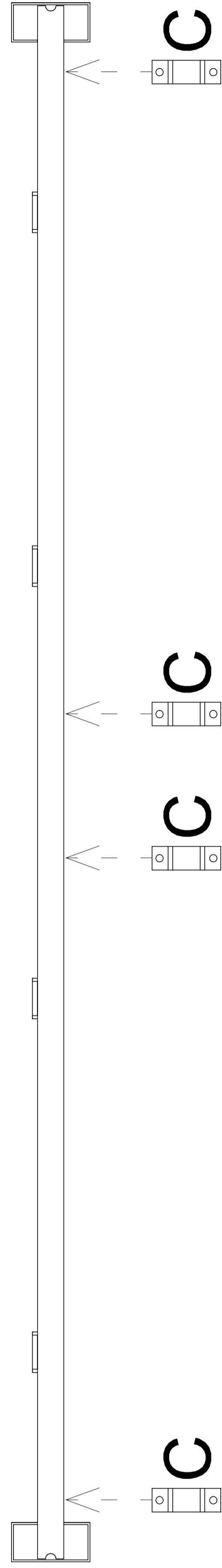
potrzebne narzędzia | necessary tools



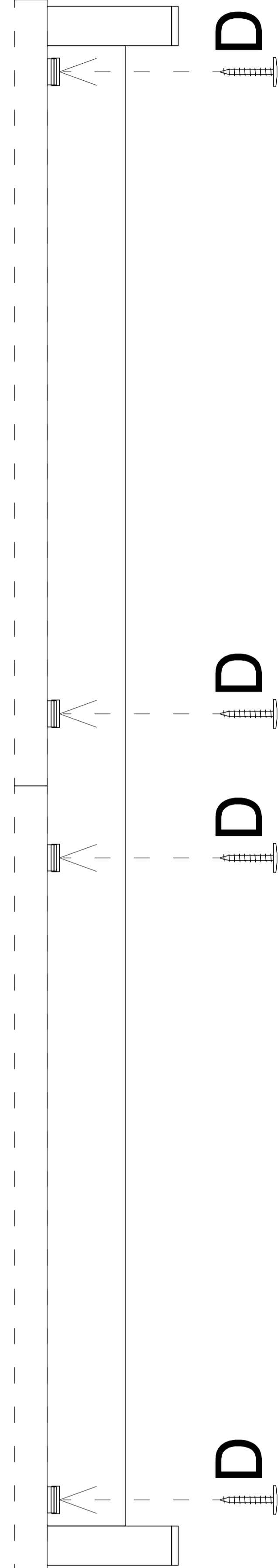
1



2



3



4

