
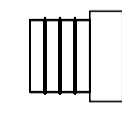



A rama stelaża x 2 szt | steel legs x 2 pcs



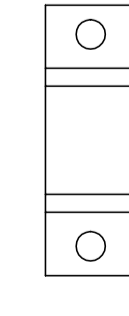
B wkładka x 4 szt | insert x 4 pcs



C regulator x 4 szt | adjustable feet x 4 pcs



D płytka x 8 szt | plate x 8 pcs



E wkręt x 16 szt | sharp screw x 16 pcs



potrzebne narzędzia | necessary tools




INSTRUKCJA MONTAŻU | ASSEMBLY INSTRUCTION

M 6312, M 6314, M 6316

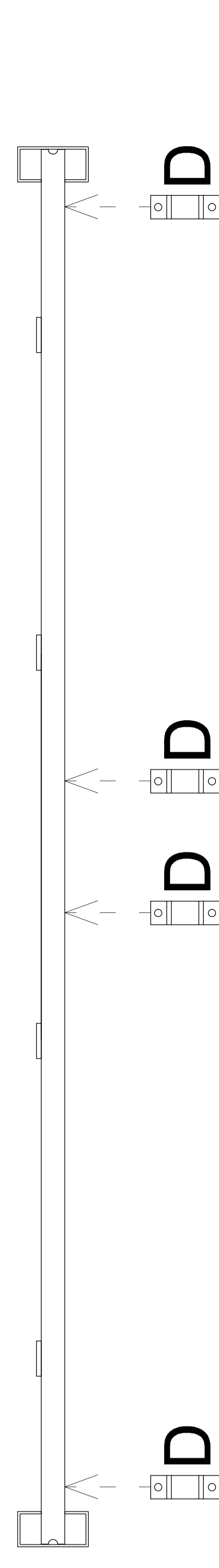
2019.05

1

2 A



3



4

